


 OneDrive

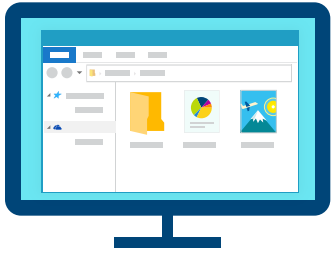


Get started with  
Microsoft OneDrive

# What's OneDrive?



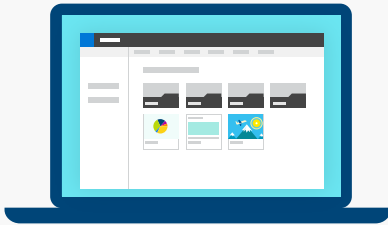
Microsoft OneDrive is cloud storage that you can get to from anywhere. It helps you stay organized, access your important documents, photos, and other files from any device, and share those files with friends, family, or coworkers.



## On your PC or Mac

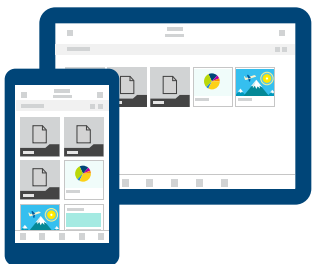
The OneDrive folder on your computer always keeps your files up-to-date. Anything you add or edit in there gets synced via the cloud to your other devices or people you've shared with.

[Get OneDrive for PC or Mac](#)



## OneDrive.com

Access your files anywhere you have internet access. Log in at [OneDrive.com](#) to view and share any file or create Office documents right from your browser.



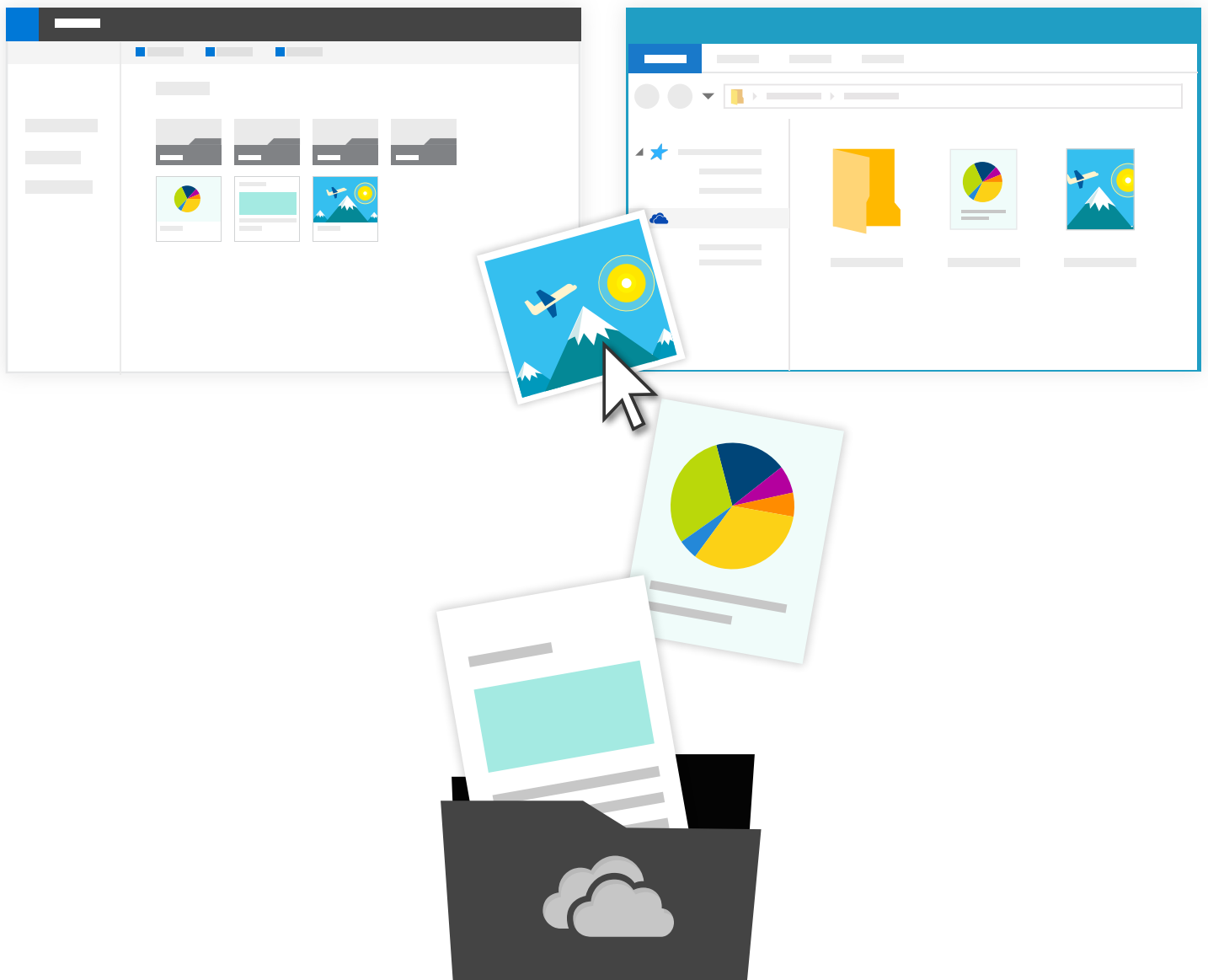
## On your phone or tablet

No matter where you are, your files are always within reach with the OneDrive mobile apps for Android, iOS, and Windows Phone. To get the app, go to [OneDrive.com/download](#).

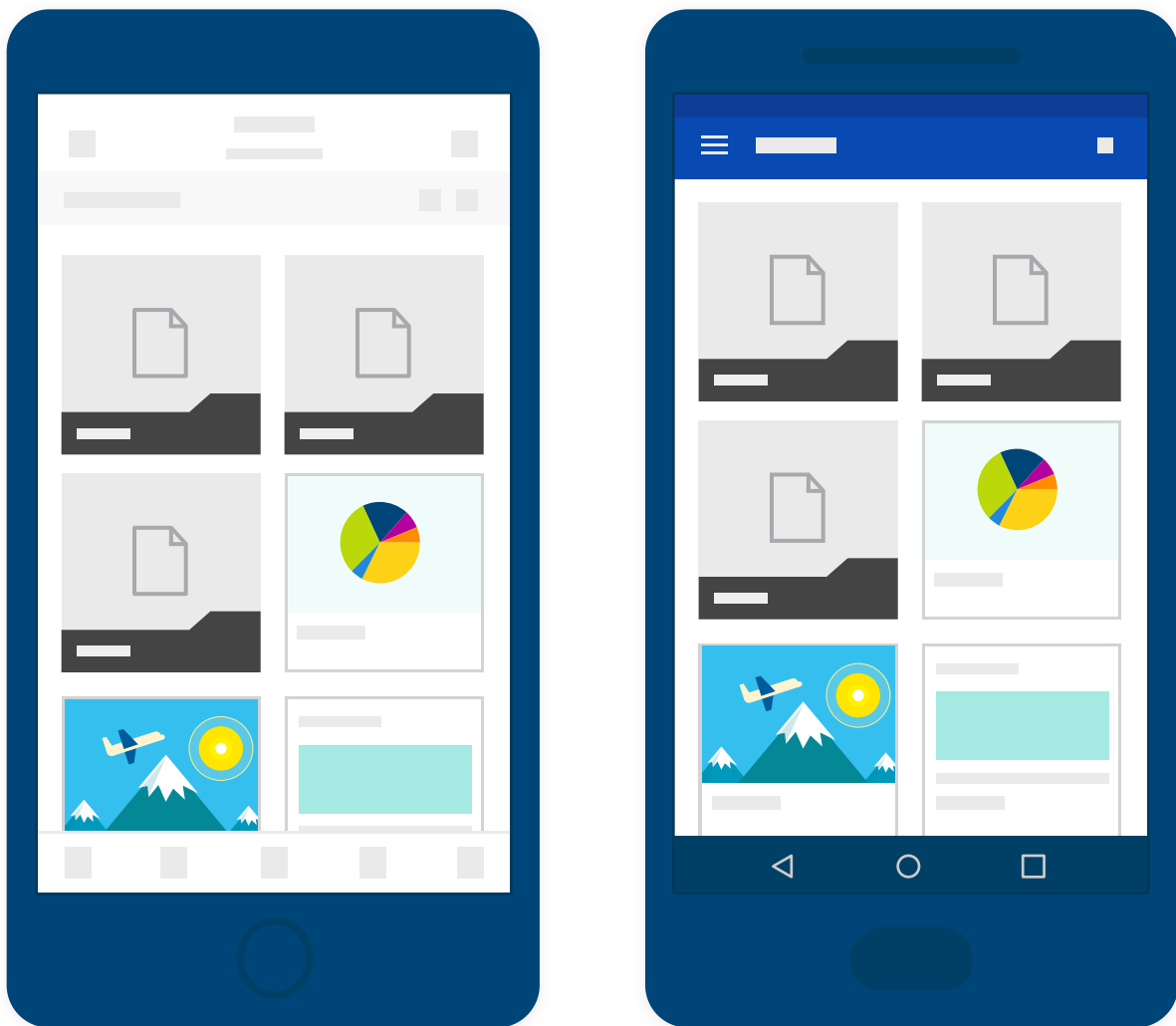


# Add files

The easiest way to get started is to drag and drop files into OneDrive. After you [install the app](#), find the OneDrive folder on your PC or Mac. Or visit [OneDrive.com](#) and drag files into the browser window.



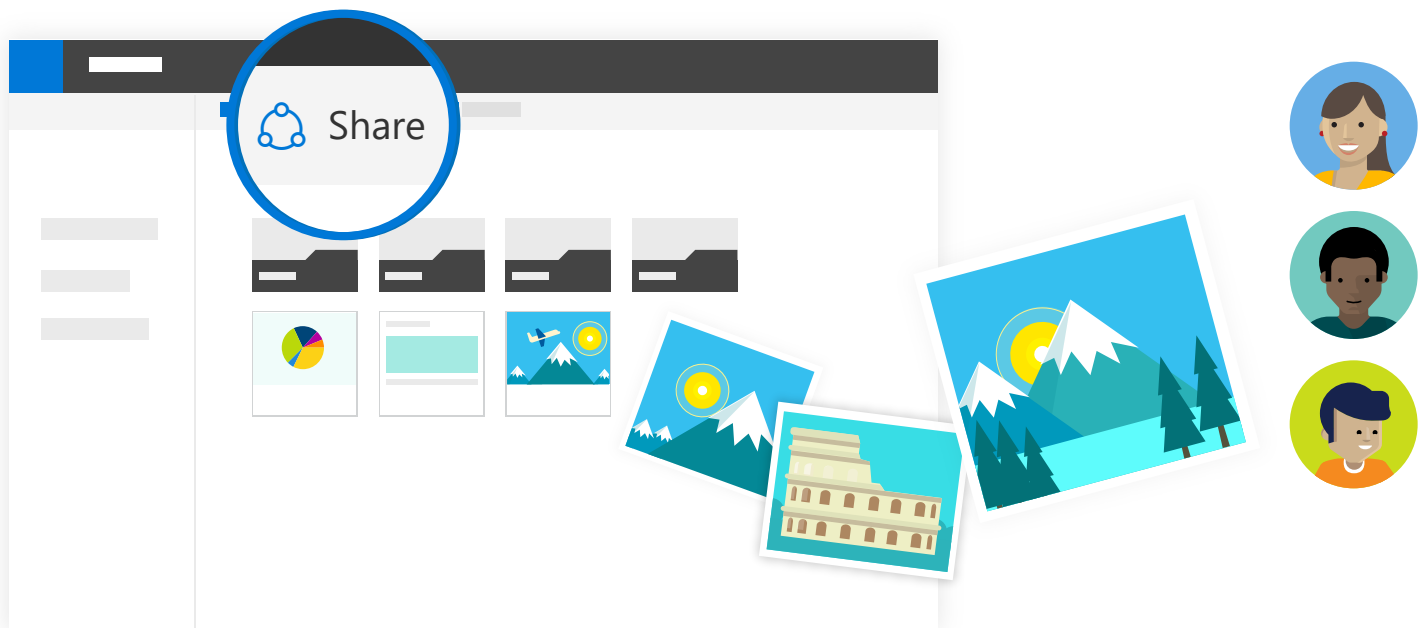
# From your phone or tablet



You can add files from your mobile device using the OneDrive app. Turn on camera upload to save the photos and videos you take, and you can easily view them on another device or share them with friends and family.

# Effortless sharing

Instead of emailing files back and forth or running into trouble sending large files, share with OneDrive. When you do, people will receive a link to the files or folder. Rest assured that everything you put in your OneDrive is private until you share it.



## Share photos and albums

Photos you upload to OneDrive are easy to share with friends and family. Just got back from a vacation and want to share the experience? Send a link to a few of your best photos or create a gorgeous album you can invite others to enjoy.

# Do more with Office

With OneDrive and Office, you can create documents on any device, access them from anywhere, and work together with other people.

## Get the free apps

Use the Office mobile apps to create and edit documents from anywhere. Tap the icons to download the apps now.

Download the Office apps for your phone or tablet



PowerPoint



Word



Excel



OneNote

[Download Office 365 for PC or Mac](#)

## Use Office on the web

You can create Word documents, Excel spreadsheets, PowerPoint presentations, and OneNote notebooks from any device for free from the OneDrive website. Sign in to [OneDrive.com](https://OneDrive.com) and then choose "New".



## Edit docs on the go

When your Office documents are in OneDrive, you can open and edit them from the OneDrive mobile apps or the OneDrive website.

## Collaborate with others

When you share an Office document, you can give people permission to edit it so you don't have to send around different copies in email. This way, they can insert comments, images, charts, and other content to the document themselves.

